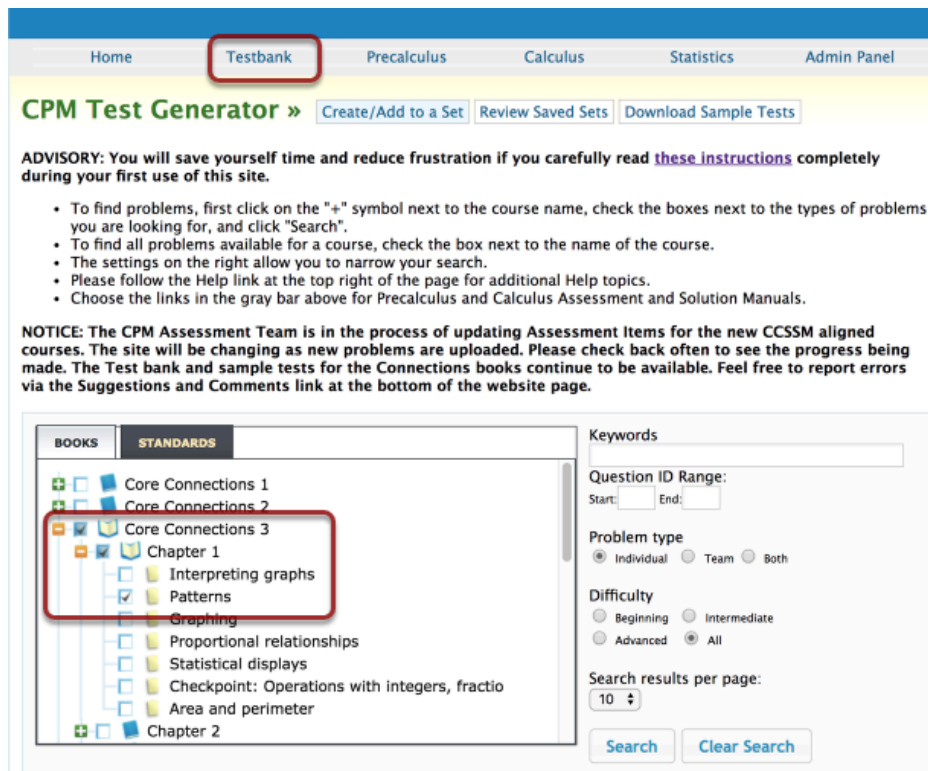


How Do I Select Questions for a Test?

Click on the link below to watch creating a set of questions.

[Assessment Video 1](#) 

1. From the Testbank, Choose Course, Chapter, and Topics



Home **Testbank** Precalculus Calculus Statistics Admin Panel

CPM Test Generator » [Create/Add to a Set](#) [Review Saved Sets](#) [Download Sample Tests](#)

ADVISORY: You will save yourself time and reduce frustration if you carefully read [these instructions](#) completely during your first use of this site.

- To find problems, first click on the "+" symbol next to the course name, check the boxes next to the types of problems you are looking for, and click "Search".
- To find all problems available for a course, check the box next to the name of the course.
- The settings on the right allow you to narrow your search.
- Please follow the Help link at the top right of the page for additional Help topics.
- Choose the links in the gray bar above for Precalculus and Calculus Assessment and Solution Manuals.

NOTICE: The CPM Assessment Team is in the process of updating Assessment Items for the new CCSSM aligned courses. The site will be changing as new problems are uploaded. Please check back often to see the progress being made. The Test bank and sample tests for the Connections books continue to be available. Feel free to report errors via the Suggestions and Comments link at the bottom of the website page.

BOOKS **STANDARDS**

- Core Connections 1
- Core Connections 2
- Core Connections 3
 - Chapter 1
 - Interpreting graphs
 - Patterns**
 - Graphing
 - Proportional relationships
 - Statistical displays
 - Checkpoint: Operations with integers, fractions
 - Area and perimeter
 - Chapter 2

Keywords

Question ID Range: Start: End:

Problem type: ☒ Individual ☐ Team ☐ Both

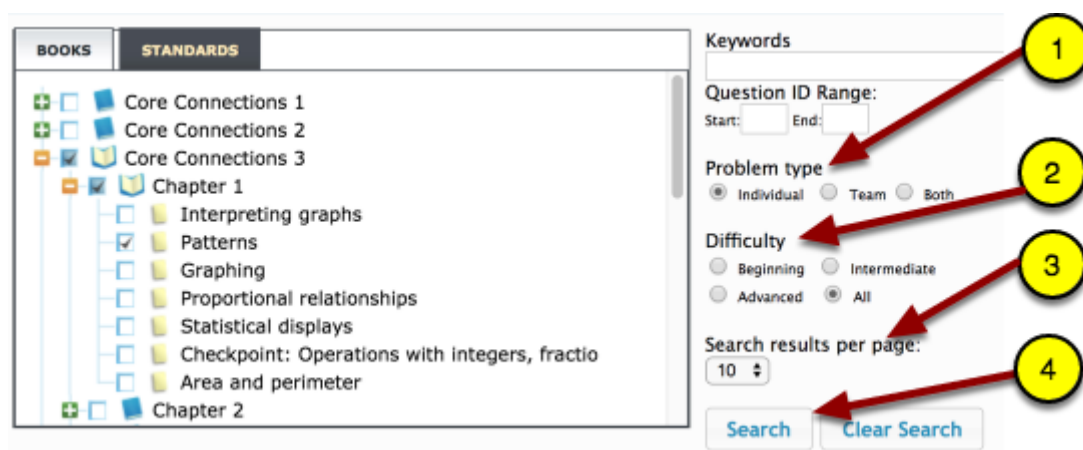
Difficulty: ☐ Beginning ☐ Intermediate ☐ Advanced ☒ All

Search results per page: 10

[Search](#) [Clear Search](#)

2. Before clicking on "Search", Choose:

- The Problem type: Individual/Team/or both and Difficulty.
- Search results per page:



BOOKS **STANDARDS**

- Core Connections 1
- Core Connections 2
- Core Connections 3
 - Chapter 1
 - Interpreting graphs
 - Patterns**
 - Graphing
 - Proportional relationships
 - Statistical displays
 - Checkpoint: Operations with integers, fractions
 - Area and perimeter
 - Chapter 2

Keywords

Question ID Range: Start: End:

Problem type: ☒ Individual ☐ Team ☐ Both

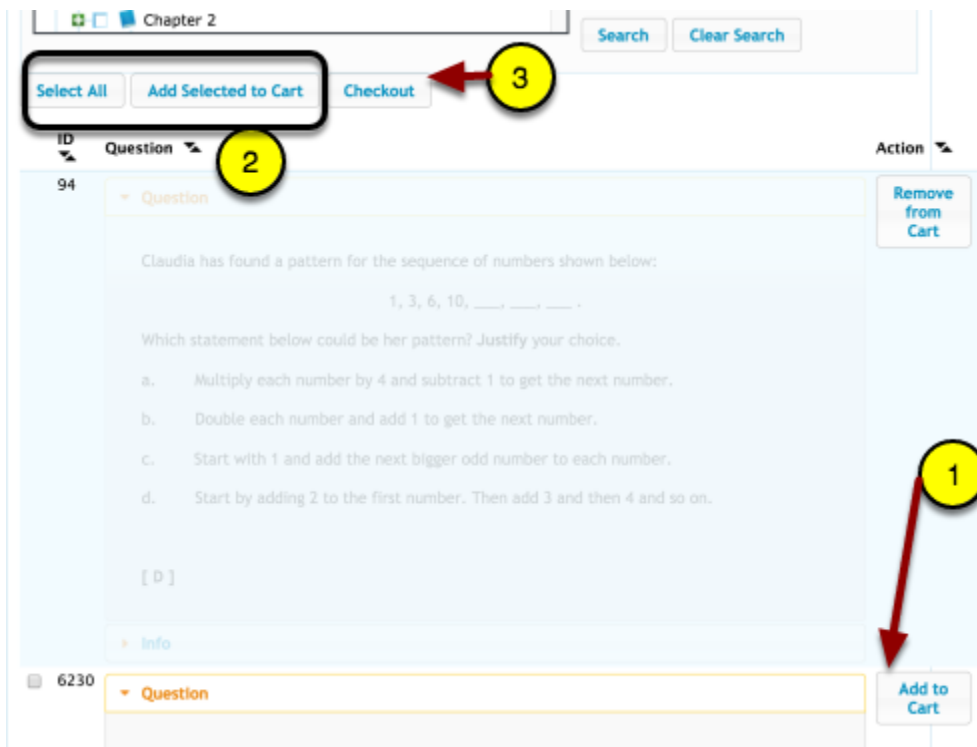
Difficulty: ☐ Beginning ☐ Intermediate ☐ Advanced ☒ All

Search results per page: 10

[Search](#) [Clear Search](#)

3. Select Questions:

- Add a question to cart individually with the 'Add to Cart' button.
- Choose 'Select All', then 'Check All' and finally 'Add Selected to Cart', to add all questions on the current page to your cart. Note: questions on additional pages will not be selected with the 'Select All' or 'Check All' button. Increase your 'Search results per page:' to add more problems at once.
- Once all questions have been added to your cart, choose 'Checkout' to save your test.



4. Save as New Problem Set or Add to Existing Problem Set.

- Type a name for your New Problem Set and click 'Create'.
- Or, select an Existing Problem Set to add to.
- Last, you can Review Cart to remove an unwanted problems.

